



ORIGINAL SEATING PLAN COACHES 1-9



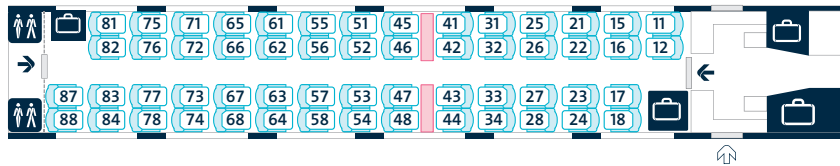
COACH 1 STANDARD/48 SEATS



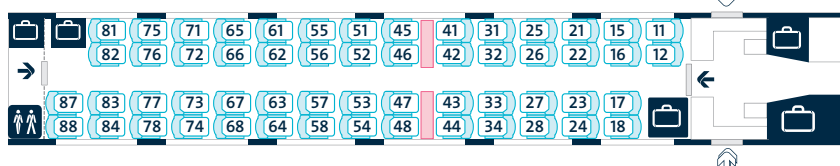
COACH 2 STANDARD/56 SEATS



COACH 3 STANDARD/56 SEATS



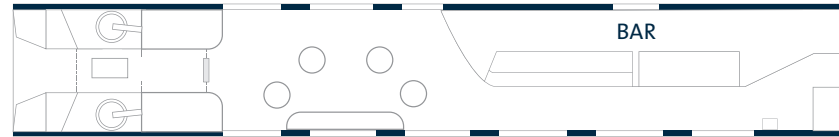
COACH 4 STANDARD/56 SEATS



COACH 5 STANDARD/56 SEATS



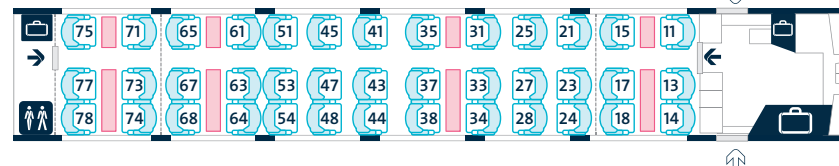
COACH 6 BAR BUFFET



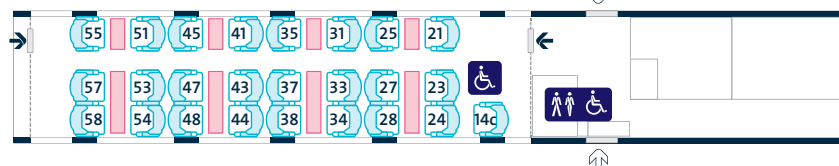
COACH 7 BUSINESS PREMIER/STANDARD PREMIER/39 SEATS



COACH 8 BUSINESS PREMIER/STANDARD PREMIER/39 SEATS



COACH 9 BUSINESS PREMIER/STANDARD PREMIER 25 SEATS



KEY

- Single seats
- Single table
- Double table
- Window
- Door
- F** Family area
- C** Wheelchair companion seat
- WC
- Baby changing facility
- Wheelchair space
- Luggage rack
- Train Manager's office
- UK and European sockets are available in coaches 5, 7, 8, 9, 10, 11, 12, 14.
- Entrance/exit
- Automatic door

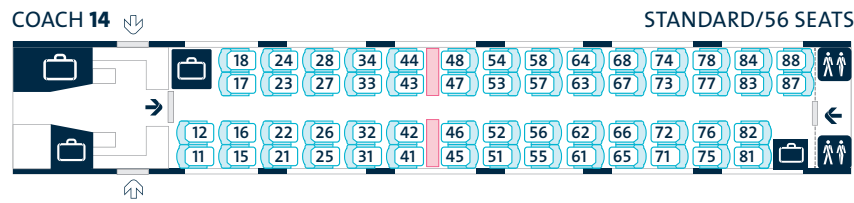
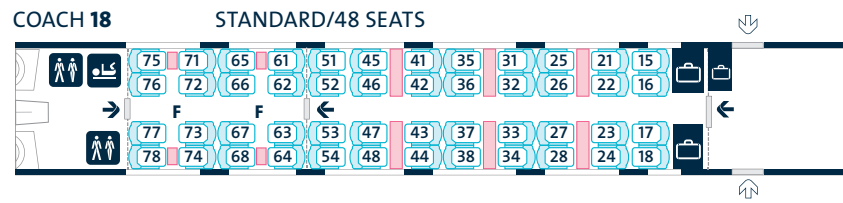
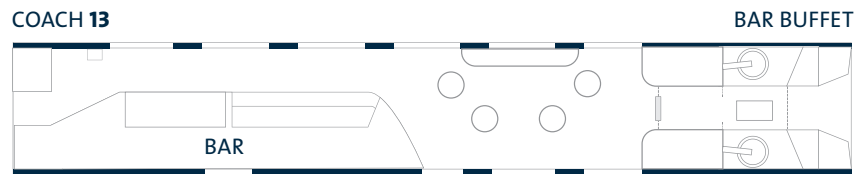
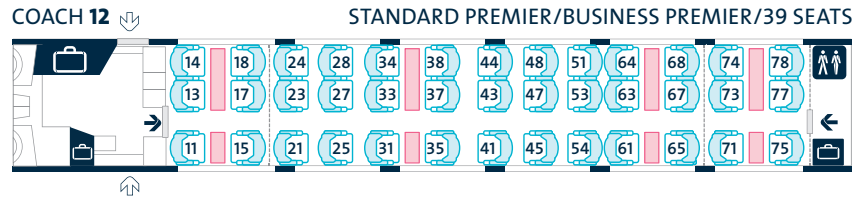
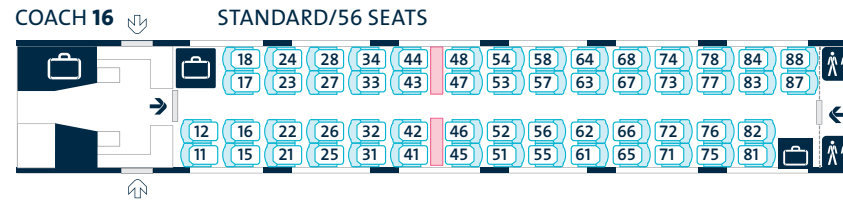
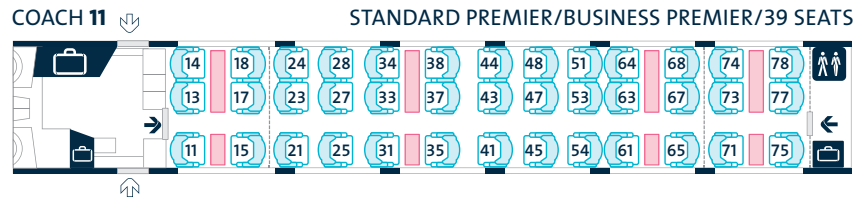
All our trains are non-smoking

← TOWARDS LONDON

TOWARDS BRUSSELS →



ORIGINAL SEATING PLAN COACHES 10-18



KEY

- Single seats
- Single table
- Double table
- Window
- Door
- F** Family area
- C** Wheelchair companion seat
- WC
- Baby changing facility
- Wheelchair space
- Luggage rack
- Train Manager's office
- UK and European sockets are available in coaches 5, 7, 8, 9, 10, 11, 12, 14.
- Entrance/exit
- Automatic door

All our trains are non-smok

← TOWARDS LONDON

TOWARDS BRUSSELS →